

PEMO

PUMPS

Horizontal Slurry Pumps





HORIZONTAL PUMPS

MAIN APPLICATIONS

- Power Plants and FGD
- Mining, Quarries and Aggregate materials washing
- Coal Slurry Transfer
- Mill Scale & Ash Pits
- Seawater Sand Slurry
- Lime Slurry
- Underground Mines
- Pulp & Paper
- Chemical Industry
- Fly Ash Slurry Transfer

COMMON FEATURES

- **Type of seal:** Double Elastomer Bellow mechanical seal in tandem, back to back configuration
- **Bearings:** Oil lubricated, over-sized for longer bearing life in the most severe conditions
- **Low maintenance**
- **Pump-motor coupling:** V-belts or Flexible coaxial joint
- **Custom built:** According to customer specifications

AO/TD SERIES 1

Designed for heavy-duty slurry and/or acid applications. Suitable for pumping acid and liquids with high concentrations of abrasive particles.

AO/AB SERIES 2

Designed for slurry and/or acid applications. Suitable for pumping acid and liquids with high concentrations of abrasive particles, not recommended where particle size is higher than mesh #14-20.

AO/AB/DC-TC SERIES 3

Multi-stage versions suitable for pumping liquids with high concentrations of abrasive particles in applications where the required discharge pressure is up to 290 psi (20 bar), not recommended where particle size is higher than mesh #14-20.

CAPACITY

20 to 6,600 gpm (5 to 1,500 m³/hr)

CAPACITY

20 to 6,600 gpm (5 to 1,500 m³/hr)

CAPACITY

20 to 4,800 gpm (5 to 1,100 m³/hr)

MAX DISCHARGE PRESSURE

Up to 70 psig (5 bar)

MAX DISCHARGE PRESSURE

Up to 100 psig (7 bar)

MAX DISCHARGE PRESSURE

Up to 290 psig (20 bar)

KEY FEATURES

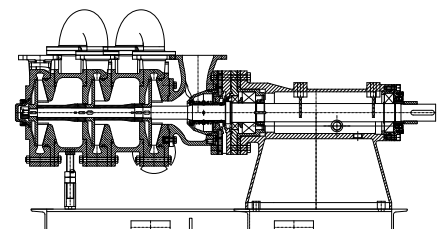
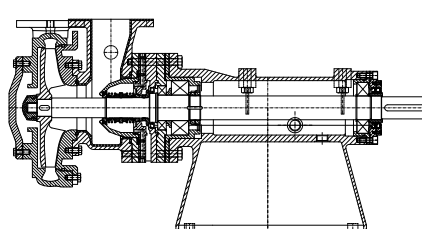
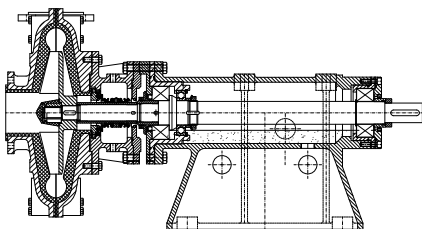
- **End Suction**
- **Mechanical Seals:** Work under the discharge pressure and must be flushed 15 PSI higher than the discharge pressure

KEY FEATURES

- **Special AB Side Suction:** To prevent problems to the mechanical seals that work only under the suction pressure
- **Mechanical Seals:** Work under the discharge pressure and must be flushed 15 PSI higher than the suction (or inlet) pressure

KEY FEATURES


- **Special AB Side Suction:** Same as AB design, but in multi-stage version
- **High Pressure:** Heavy-duty design, with oversized shaft and increased L10 bearing
- **Mechanical Seals:** Work under the discharge pressure and must be flushed 15 PSI higher than the suction (or inlet) pressure



Custom Designed for Heavy-Duty Slurry and Acid Applications



HORIZONTAL PUMPS, RUBBER LINED OR HARDALLOY DESIGN, ARE THE HARDEST AND MOST RUGGED IN THE INDUSTRY TODAY



AO/TD SERIES

PEMO's AO/TD Series pumps were designed to operate at various pressures, pumping high percentage solids, as well as highly abrasive and/or highly corrosive liquids. **They feature an end suction, rather than a side suction.**


The AO/TD sealing arrangement consists of a double mechanical seal configuration requiring a clean water flush system. A flush system pumps water into the mechanical seal housing at a pressure approximately 15 psig higher than the rated discharge pressure of the pump.

Pump casing and impeller materials are rubber lined or hardalloy (700 - 800 bhn). The shaft material is standard 12% chrome alloy with optional materials, (316SS, Duplex SS, Hastelloy, etc.), available.

AO/TD pumps are also designed with over-sized bearings for handling various demanding operating conditions and extending MTBR intervals.

AO/TD pumps can be flex coupled or belt-driven. The main advantage of the belt-driven feature is that the correct operating speed can be easily determined or corrected to meet customer requirements.

The AO/TD Series pumps have a maximum 200 hp rating.



AO/AB OR AO/AB/DC OR AO/AB/TC SERIES

PEMO's AO/AB Series pumps were designed to operate at various pressures, pumping high percentage solids, as well as highly abrasive and/or highly corrosive liquids. **They feature a side suction, rather than an end suction.**

The AO/AB sealing arrangement consists of a double mechanical seal configuration requiring a clean water flush system. A flush system pumps water into the mechanical seal housing at a pressure approximately 15 psig higher than the rated suction (or inlet) pressure of the pump.

Pump casing and impeller materials are rubber lined or hardalloy (700 - 800 bhn). The shaft material is standard 12% chrome alloy with optional materials, (316SS, Duplex SS, Hastelloy, etc.), available.

AO/AB pumps also designed with over-sized bearings for handling various demanding operating conditions and extending MTBR intervals.

AO/AB pumps can be flex coupled or belt-driven. The main advantage of the belt-driven feature is that the correct operating speed can be easily determined or corrected to meet customer requirements.

The AO/AB Series pumps have a maximum 400 hp rating.



SERIES	MODEL	POWER (hp)	MAX FLOW (gpm)	MAX HEAD (ft)	DISCHARGE (in)
1	33	up to 4	80	65	1
1	302	up to 4	100	65	1.5
1	403	up to 12	180	100	2
1, 2, 3	503	up to 25	220	150	2.5
1, 2, 3	S-FP	up to 25	260	220	2.5
1, 2	533	up to 25	400	150	3
1, 2, 3	603	up to 40	480	165	3
1, 2, 3	603-H	up to 40	550	220	3
1, 2	804	up to 40	660	85	3
1, 2, 3	K125	up to 50	660	165	3
1, 2, 3	K125-H	up to 50	660	250	3
1, 2, 3	1004	up to 60	1000	150	4
1, 2, 3	1004-H	up to 60	1300	250	4
2	1706/99	up to 75	1600	150	6
2	1706/99-H	up to 75	1600	250	6
2	G230	up to 100	2400	150	8
1, 2, 3	P200-H	up to 150	2500	250	7
2	M280	up to 200	5400	250	8
2	I-270	up to 150	3200	150	8
2	C300	up to 250	6600	150	10

PEMO MULTI-STAGE HORIZONTAL PUMPS (Series 3 - AO/AB/DC-TC)

2 Stage 3 Stage

MODEL	POWER (hp)	MAX FLOW (gpm)	MAX HEAD (ft)	DISCHARGE (in)
503	up to 50	220	300	2.5
S-FP	up to 60	260	380	2.5
S-FP	up to 100	260	450	2.5
603	up to 50	480	300	3
603-H	up to 60	550	350	3
603-H	up to 100	550	450	3
K125	up to 75	660	300	3
1004	up to 100	1000	300	4
1004-H	up to 150	1300	350	4
1004-H	up to 200	1300	450	4
P200-H	up to 200	2500	350	7
M280	up to 400	5000	350	8

PEMO Pumps, headquartered in Vimodrone, Italy, is world renown for designing and manufacturing customized centrifugal pumps for the most difficult abrasive and/or acid applications in the mining, utility, aggregate, quarry, ceramics and chemical processing industries.

Since opening doors in 1947, PEMO has built and shipped over 39,000 pumps, and has representatives and agents selling PEMO pumps around the world including United States, Spain, Portugal, France, Holland, Poland, Brazil, Egypt, Singapore, Peru and Chile.



Via Pascoli 17
20090, Vimodrone (MI), Italy
ph +39 02 250731 • email usa.office@pemo.com